



1

## DCS UH-1H HUEY PROFILE

					
6	5	4	3	2	1
M-134 Minigun		M-134 Minigun	M-134 Minigun		M-134 Minigun
		M-60 MG	M-60 MG		
	M-151 HE			M-151 HE	
	Mk-61			Mk-61	
	Mk-1			Mk-1	
	WTU-1/B			WTU-1/B	
	M274			M274	
	Mk-5 HEAT			Mk-5 HEAT	
	M-156 WP			M-156 WP	
	M257			M257	



2

## DCS UH-1H HUEY PROFILE

① Master Mode Control Button (Hidden)

② Weapon Release Button

③ Target Management Switch (TMS)

④ Trigger

⑤ Countermeasures Switch (CMS)

⑥ Nosewheel Steering Button (NWS)

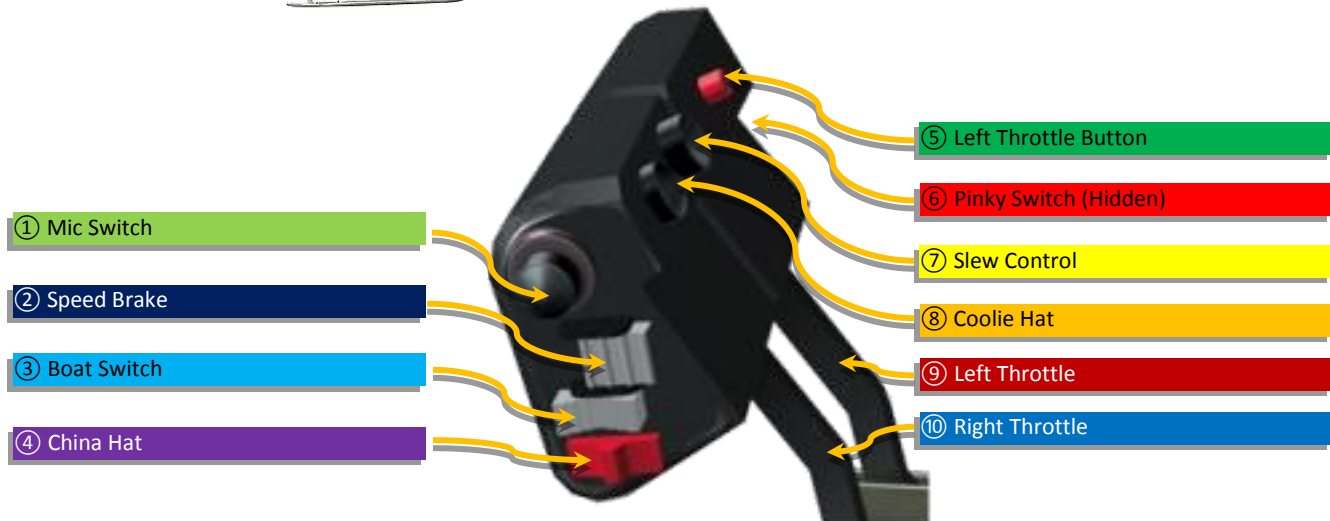
⑦ Paddle Switch (Modifier)

⑧ Trim Switch


⑨ Data Management Switch (DMS)



Direction	Action	Keyboard Command	Modified Action	Keyboard Command
① Master Mode Control Button (MMCB)				
■				
② Weapon Release Button				
□				
③ Target Management Switch (TMS)				
▲				
▼				
◀				
▶				
④ Trigger				
1 <sup>st</sup> Stage				
2 <sup>nd</sup> Stage				
⑤ Countermeasures Switch (CMS)				
△				
▽				
◀				
▶				
■				
⑥ Nosewheel Steering Button (NWS)				
■				
⑦ Paddle Switch (Modifier)				
▽				
⑧ Trim Switch				
▲				
▼				
◀				
▶				
⑨ Data Management Switch (DMS)				
▲				
▼				
◀				
▶				



Direction	Action	Keyboard Command	Modified Action	Keyboard Command
<b>① Mic Switch</b>				
▲				
▼				
△				
▽				
■				
<b>② Speed Brake</b>				
△				
▽				
<b>③ Boat Switch</b>				
△				
□				
▽				
<b>④ China Hat</b>				
△				
□				
▽				
<b>⑤ Left Throttle Button</b>				
■				
<b>⑥ Pinky Switch</b>				
△				
□				
▽				
<b>⑦ Slew Control</b>				
▲				
▼				
◀				
▶				
■				
<b>⑧ Coolie Hat</b>				
▲				
▼				
◀				
▶				
<b>⑨ Left Throttle</b>				
△▽				
▼				
<b>⑩ Right Throttle</b>				
△▽				
▼				



Direction	Action	Keyboard Command	Modified Action	Keyboard Command
① Flaps Switch				
△				
□				
▽				
② EAC Switch				
△				
▽				
③ Radar Altimeter Switch				
△				
▽				
④ Autopilot Button				
■				
⑤ Autopilot Mode Switch				
△				
□				
▽				
⑥ Left Fuel Flow Switch				
△				
▽				
⑦ Right Fuel Flow Switch				
△				
▽				
⑧ Left Ignition Switch				
△				
□				
▽				
⑨ Right Ignition Switch				
△				
□				
▽				
⑩ APU Start Switch				
△				
▽				
⑪ Slider				
△▽				
⑫ Landing Gear Button				
■				




5

## DCS UH-1H HUEY PROFILE

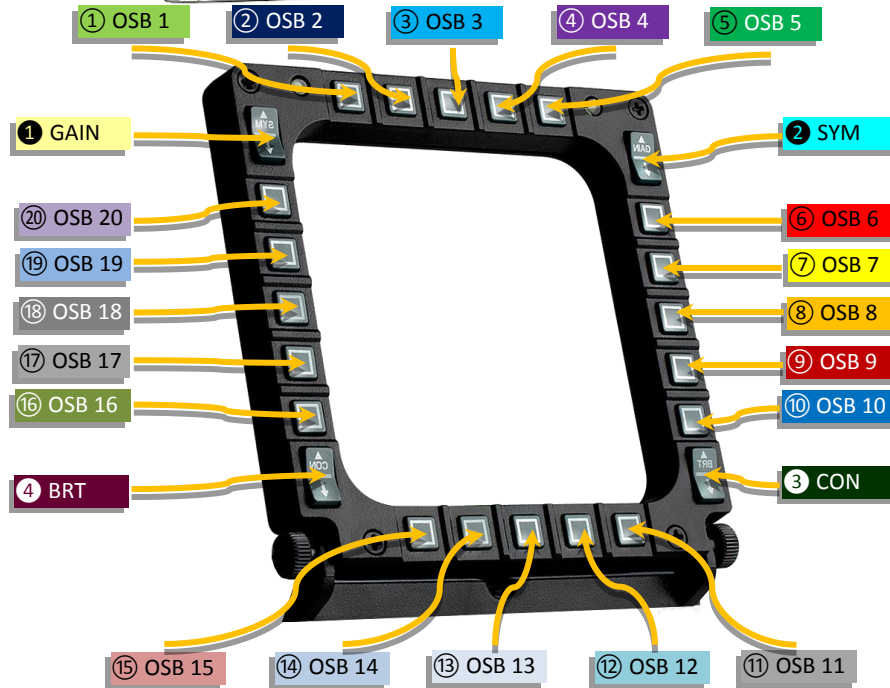
① Left Brake Axis

② Right Brake Axis

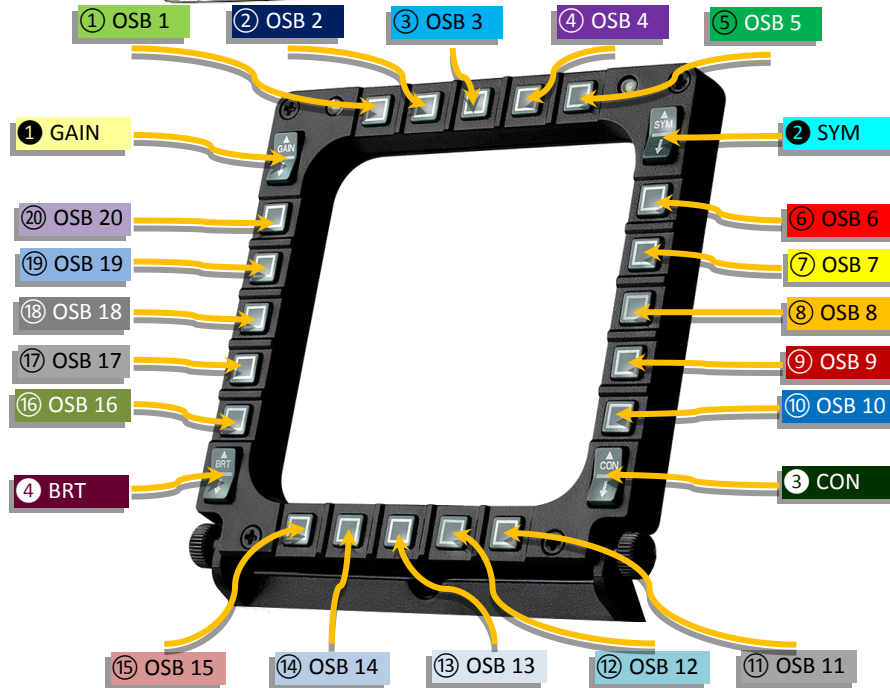


③ Rudder Axis

Direction	Action	Keyboard Command	Modified Action	Keyboard Command
① Left Brake Axis				
▼▲				
② Right Brake Axis				
▼▲				
③ Rudder Axis				
△▽				



Direction	Action	Keyboard Command	Modified Action	Keyboard Command
① OSB 1				
■				
② OSB 2				
■				
③ OSB 3				
■				
④ OSB 4				
■				
⑤ OSB 5				
■				
⑥ OSB 6				
■				
⑦ OSB 7				
■				
⑧ OSB 8				
■				
⑨ OSB 9				
■				
⑩ OSB 10				
■				
⑪ OSB 11				
■				
⑫ OSB 12				
■				
⑬ OSB 13				
■				
⑭ OSB 14				
■				
⑮ OSB 15				
■				
⑯ OSB 16				
■				
⑰ OSB 17				
■				
⑱ OSB 18				
■				
⑲ OSB 19				
■				
⑳ OSB 20				
■				
① GAIN				
▲				
▼				
② SYM				
▲				
▼				
③ CON				
▲				
▼				
④ BRT				
▲				
▼				



Direction	Action	Keyboard Command	Modified Action	Keyboard Command
① OSB 1				
■				
② OSB 2				
■				
③ OSB 3				
■				
④ OSB 4				
■				
⑤ OSB 5				
■				
⑥ OSB 6				
■				
⑦ OSB 7				
■				
⑧ OSB 8				
■				
⑨ OSB 9				
■				
⑩ OSB 10				
■				
⑪ OSB 11				
■				
⑫ OSB 12				
■				
⑬ OSB 13				
■				
⑭ OSB 14				
■				
⑮ OSB 15				
■				
⑯ OSB 16				
■				
⑰ OSB 17				
■				
⑱ OSB 18				
■				
⑲ OSB 19				
■				
⑳ OSB 20				
■				
① GAIN				
▲				
▼				
② SYM				
▲				
▼				
③ CON				
▲				
▼				
④ BRT				
▲				
▼				